



FS Newsletter

Friday 17th October 2025

Communication and Language

Stories and books we have enjoyed this week!



Literacy

Our focus story this week was Mixed. In drawing club the children drew some of the colour characters from the story. This week we went on two adventures. In the first one the children had to invent a way of protecting the colours from the rain so they didn't get washed away. In the second adventure the children had to invent a way of getting to the moon as the colours wanted to see if there were colours there!

In phonics we have learnt 6 more new sounds and 2 more tricky words. c, k, ck, e, u, and r, no and go.

At home you could try:

- Reading the words attached and spotting sounds when out and about.
- Reading the tricky words attached and spotting them in stories and books
- Asking your child to show more or fewer fingers than you. Encourage them to use the sentence stems: I am showing more/fewer fingers than you.
- Continue to practice getting dressed, putting on coats and doing the zip up.
- Creating a picture in the style of Mohamed Melehi and put it on Tapestry.

Notes for Parents

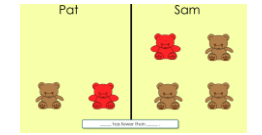
We have had another great week. This will be the last news letter before half term. Half term is a good time for your child to practise getting dressed and undressed. As the weather is turning more chilly please provide your child with a named pair of gloves. If your child is not able to put their own gloves on please provide mittens for them.

Don't forget to check to see if it your child's Be the Teacher session.

Have a great weekend!
The Foundation Team

Maths

In maths this week we have been comparing sets of objects and using the language more than and fewer than. The children really enjoyed playing a game of more or fewer using classroom objects and puppets.



Understanding the World

In PSED the children thought about their feelings and identified different emotions. We talked about the things we could do if we were feeling sad, cross or angry.

On Wellie Wednesday we noticed the different types of tree seeds such as sycamore seeds, horse chestnut seeds and seeds from oak trees. The children became squirrels – hiding acorns and then later seeing if they could retrieve them.

Expressive Arts and Design

This week we looked at some of the work by the painter Mohamed Melehi and had a go at painting in his style. It was lovely to see the children take on this challenge!



Dates For Your Diary

22nd October - Parents evening

23rd October - Parents evening

23rd October - Finish at 3.15pm for half term.

Encourage your child to sound out each word and then blend to read the word e.g a-t at, d-i-g dig

If your child struggles with this then model sounding out and blending and get them to repeat it back, sounding out first.

cod

Phase 2 flash words - Set 1- 3 sounds

kid

Phase 2 flash words - Set 1- 3 sounds

tuck

Phase 2 flash words - Set 1- 3 sounds

sunset

Phase 2 flash words - Set 1- 3 sounds

kick

Phase 2 flash words - Set 1- 3 sounds

dock

Phase 2 flash words - Set 1- 3 sounds

rip

Phase 2 flash words - Set 1- 3 sounds

rat

Phase 2 flash words - Set 1- 3 sounds

peg

Phase 2 flash words - Set 1- 3 sounds

neck

Phase 2 flash words - Set 1- 3 sounds

rug

Phase 2 flash words - Set 1- 3 sounds

rocket

Phase 2 flash words - Set 1- 3 sounds

I
to
no

the
into
go


Start in the clouds- over the top and round

C




Start in the sky- straight down to the runway, pencil off, start in the clouds down to the middle, kick out to the runway

k



Start in the clouds- over the top and round
Start in the sky- straight down to the runway, pencil off, start in
the clouds down to the middle, kick out to the runway

ck



Lower case e letter formation patter - start in the clouds- across, over and round to the runway.

e



e

e



Lower case u letter formation patten - start in the clouds- down to the runway, round, up, down to the runway, flick

u



u

u



Lower case r letter formation patter - start in the clouds- down to the runway, up and over

r



A large blue gradient area containing a handwriting practice line. The line consists of three horizontal lines: a top blue line, a middle blue line, and a bottom grey line. Two white clouds are positioned on the middle blue line, one on the left and one on the right. Two lowercase 'r' characters are drawn in the space between the middle and bottom lines. The first 'r' is a solid blue color, and the second is a black outline.

Be the Teacher Timetable

Date	Child	Date	Child
Friday 7 th Nov	Lilian	Friday 13 th March	Amelia
Friday 14 th Nov	Dougie	Friday 20 th March	Paige
Friday 21 st Nov	Ava-Willow	Friday 17 th April	Rhys
Friday 28 th Nov	Ari	Friday 24 th April	Beau
Friday 5 th Dec	Josh	Friday 1 st May	Theodore
Friday 12 th Dec	Octavia	Friday 8 th May	Aurora
Friday 9 th Jan	Oscar	Friday 15 th May	Roxie
Friday 16 th Jan	Hayley	Friday 22 nd May	Grace
Friday 23 rd Jan	Fraser	Friday 5 th June	Rosie
Friday 30 th Jan	Bella	Friday 12 th June	Eleanor
Friday 6 th Feb	Jesse	Friday 19 th June	Sophia
Friday 13 th Feb	Harry	Friday 26 th June	Cora
Friday 27 th Feb	Jorge	Friday 3 rd July	Kuzey
Friday 6 th March	River		