



# FS Newsletter

Friday 17th November 2023

## Communication and Language

Stories and books we have enjoyed this week!



## Literacy

This week our drawing club has been centred around the cartoon Wacky Races. We had great fun designing vehicles with special contraptions to catch other wacky racers out! We thought about what we might win if we came first in the race and considered what would happen if you came last. In phonics we spent the week recapping sounds and practising our blending skills. Next week we will be moving on to phase 3.

## At home you could try:

- Making collections of 4 and 5 using a variety of materials
- Using the sounds from your sounds pack to create words e.g. neck, hut, bad, etc. Make sure you get your child to read the word once they have made it.
- Practising songs and lines from our nativity play

## Notes for Parents

We have been very busy practising our songs and lines for our Christmas production. Dates for our play have been scheduled for **Tuesday 5<sup>th</sup> December** and **Thursday 7<sup>th</sup> December**. Please check your child's book bag for lines that they might need to practise and costume information. Thank you for your support in this.

We have our second open morning on **Tuesday 21<sup>st</sup> November** from 8.45 to 9.30, we hope to see you there! Please remember that you can only leave through the Lower Way gate.

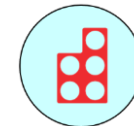
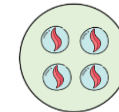
Please check the 'Be the Teacher' time table to see when it is your child's slot.

**Have a great weekend!**

**The Foundation Team**

## Maths

In maths we have been looking at the numbers 4 and 5. We have been sorting collections of 4 and 5, representing 4 and 5 in different ways and spotting patterns of 4 and 5 (subitising)



## Understanding the World

We started off the week with our Diwali celebration and made chapatis, lit our diva lamps, practised our dancing and listened to the story.

We have also been finding out what the best surface is to run a car on. We used the toy cars and pushed them down a ramp to see how far they travelled across a variety of surfaces. We noticed that the cars travelled further on smooth materials than they did on bumpy, rough materials.

## Expressive Arts and Design

This week we have been busy practising our songs and lines for our play. We hope to be able to use the stage next week!

# Be the Teacher

Date	Child	Date	Child
Friday 24 <sup>th</sup> Nov	Oscar	Friday 22 <sup>nd</sup> March	Louie
Friday 3 <sup>rd</sup> Dec	Wiktorija	Friday 19 <sup>th</sup> April	Salma
Friday 8 <sup>th</sup> Dec	Ariela	Friday 26 <sup>th</sup> April	Rex
Friday 15 <sup>th</sup> Dec	Joshua	Friday 3 <sup>rd</sup> May	Ossie
Friday 12 <sup>th</sup> Jan	Orla	Friday 10 <sup>th</sup> May	Harvey
Friday 19 <sup>th</sup> Jan	Zac	Friday 17 <sup>th</sup> May	Isla-Rose
Friday 26 <sup>th</sup> Jan	George	Friday 24 <sup>th</sup> May	Jasmine
Friday 2 <sup>nd</sup> Feb	Mia	Friday 7 <sup>th</sup> June	Kane
Friday 9 <sup>th</sup> Feb	Joey	Friday 14 <sup>th</sup> June	Maie
Friday 23 <sup>rd</sup> Feb	Luca	Friday 21 <sup>st</sup> June	Charly
Friday 1 <sup>st</sup> March	Maisie	Friday 28 <sup>th</sup> June	Kayden
Friday 8 <sup>th</sup> March	Lochlan	Friday 5 <sup>th</sup> July	Olivia
Friday 15 <sup>th</sup> March	Ivy	Friday 12 <sup>th</sup> July	Immy

Please get your child to practise sounding out these words. If your child is struggling to read the words please sound it out for them, read the word to them and then get them to repeat it. E.g. s-a-t then say sat. It is important that your child sounds the word out before saying the word.

can

• • •

sock

• • •

run

• • •

tell

• • •

bad

• • •

cot

• • •

dock

• • •

rim

• • •

had

• • •

beg

• • •

cap

• • •

dull

• • •

less

• • •

hut

• • •

off

• •

kid

• • •

neck

• • •

rag

• • •

but

• • •

puff

• • •