


# FS Newsletter

Friday 13<sup>th</sup> October 2023

## Communication and Language

Stories and books we have enjoyed this week!



## Literacy

Our focus story this week was Room on the Broom. In drawing club the children drew a character from the story followed by the setting. Towards the end of the week we went on an adventure where we invented a new super fast broom. New vocabulary included; whoosh, splat, scaly, horrible, passenger, addition, fiery and swoop. In phonics this week we have been recapping the sounds we have learnt and practising our blending and segmenting skills. Please look at the letter formation for the sounds we are doing next week.

## At home you could try:

- Go on a pattern hunt or creating a pattern with natural materials, fruit etc
- Reading the words attached and spotting sounds when out and about.
- Using the internet to look up artwork by Mohamed Melehi and creating a picture in his style.
- Continue to practice getting dressed, putting on coats and doing the zip up.

## Notes for Parents

This will be the last news letter of this half term. Just a reminder that we will be having two **open mornings** this term: **Monday 16<sup>th</sup> October** and **Tuesday 21<sup>st</sup> November**, these will run from 8.45am until 9.30am. This is an opportunity for your child to share their learning with you. Please remember that you can only leave via the **Lower Way gate**.

Please check the 'Be the Teacher' time table to see when it is your child's slot.

**Have a great weekend!**

**The Foundation Team**

## Maths

In maths this week we have been identifying patterns, continuing patterns and creating our own patterns'.



## Understanding the World

In PSED the children thought about their feelings and identified different emotions. We talked about the things we could do if we were feeling sad, cross or angry.

This Wellie Wednesday we made leaf bunting and practised using the hole punch. We also made wands by wrapping sticks with wool and adding leaves to finish them off! We hope to put some them in the wand shop we have set up.

We also wondered what the view would be like if we flew over parts of Thatcham on a broomstick! We looked at aerial photos of Thatcham lakes and identified the lakes and the trees, we even spotted some very small cars!

## Expressive Arts and Design

This week we looked at some of the work by the painter Mohamed Melehi and had a go at painting in his style. It was lovely to see the children take on this challenge!



# Be the Teacher

Date	Child	Date	Child
Friday 3 <sup>rd</sup> Nov	William	Friday 15 <sup>th</sup> March	Ivy
Friday 10 <sup>th</sup> Nov	Maya	Friday 22 <sup>nd</sup> March	Louie
Friday 17 <sup>th</sup> Nov	Esme	Friday 19 <sup>th</sup> April	Salma
Friday 24 <sup>th</sup> Nov	Oscar	Friday 26 <sup>th</sup> April	Rex
Friday 3 <sup>rd</sup> Dec	Wiktorija	Friday 3 <sup>rd</sup> May	Ossie
Friday 8 <sup>th</sup> Dec	Ariela	Friday 10 <sup>th</sup> May	Harvey
Friday 15 <sup>th</sup> Dec	Joshua	Friday 17 <sup>th</sup> May	Isla-Rose
Friday 12 <sup>th</sup> Jan	Orla	Friday 24 <sup>th</sup> May	Jasmine
Friday 19 <sup>th</sup> Jan	Zac	Friday 7 <sup>th</sup> June	Kane
Friday 26 <sup>th</sup> Jan	George	Friday 14 <sup>th</sup> June	Maie
Friday 2 <sup>nd</sup> Feb	Mia	Friday 21 <sup>st</sup> June	Charly
Friday 9 <sup>th</sup> Feb	Joey	Friday 28 <sup>th</sup> June	Kayden
Friday 23 <sup>rd</sup> Feb	Luca	Friday 5 <sup>th</sup> July	Olivia
Friday 1 <sup>st</sup> March	Maisie	Friday 12 <sup>th</sup> July	Immy
Friday 8 <sup>th</sup> March	Lochlan		

Encourage your child to sound out each word and then blend to read the word e.g a-t at, d-i-g dig  
If your child struggles with this then model sounding out and blending and get them to repeat it back, sounding out first.

tag

Phase 2 flash words - Set 1 & 2 sounds

gas

Phase 2 flash words - Set 1 & 2 sounds

pig

Phase 2 flash words - Set 1 & 2 sounds

dig

Phase 2 flash words - Set 1 & 2 sounds

got

Phase 2 flash words - Set 1 & 2 sounds

on

Phase 2 flash words - Set 1 & 2 sounds

map

Phase 2 flash words - Set 1 & 2 sounds

Tim

Phase 2 flash words - Set 1 & 2 sounds

Dad

Phase 2 flash words - Set 1 & 2 sounds

sad

Phase 2 flash words - Set 1 & 2 sounds

dip

Phase 2 flash words - Set 1 & 2 sounds

and

Phase 2 flash words - Set 1 & 2 sounds


Start in the clouds- over the top and round

C




Start in the sky- straight down to the runway, pencil off, start in the clouds down to the middle, kick out to the runway

k



Start in the clouds- over the top and round  
Start in the sky- straight down to the runway, pencil off, start in  
the clouds down to the middle, kick out to the runway

# ck



Lower case e letter formation patter - start in the clouds- across, over and round to the runway.

e



e

e



Lower case u letter formation patten - start in the clouds- down to the runway, round, up, down to the runway, flick

u



u

u





Lower case r letter formation patter - start in the clouds- down to the runway, up and over

r



A large blue gradient area containing a handwriting practice grid. The grid consists of three horizontal lines: a top blue line, a middle blue line, and a bottom grey line. Two white clouds are positioned on the middle blue line, one on the left and one on the right. Two lowercase 'r' characters are drawn in the space between the middle and bottom lines, demonstrating the formation pattern described in the text above.