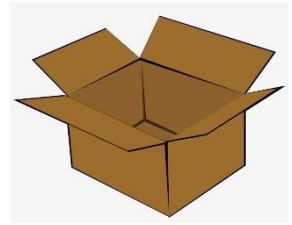




Science Activity

Rainbow for recycling & refuse

Time to prepare: 5 minutes



□ Please, stay safe and ask a grown up to supervise you

Resources/ things you need

- Colours
- Paper
- Cellotape
- Print out of page 2 of this activity sheet. If you can not print then draw a big recycling bin on a piece of A4 paper.

What to do


1. Show your appreciation, thanks and creativity to the recycling and refuse people. (They collect our rubbish and recycling.)
2. Print out from page 2 of this activity sheet, the picture of the recycling bin. (Or simply copy and draw a recycling bin onto a piece of A4.)
3. Colour in your bin with a rainbow, be as creative and colourful as you can!
4. Ask an adult to stick your colourful rainbow picture on your recycling or refuse bin, in time for the next collection day.


Background and the link to learning

Recycling is very important as waste has a huge negative impact on the natural environment. Harmful chemicals and greenhouse gasses are released from rubbish in landfill sites.

Recycling helps to reduce the pollution caused by waste. **Recycling** reduces the need for raw materials so that the rainforests can be preserved.

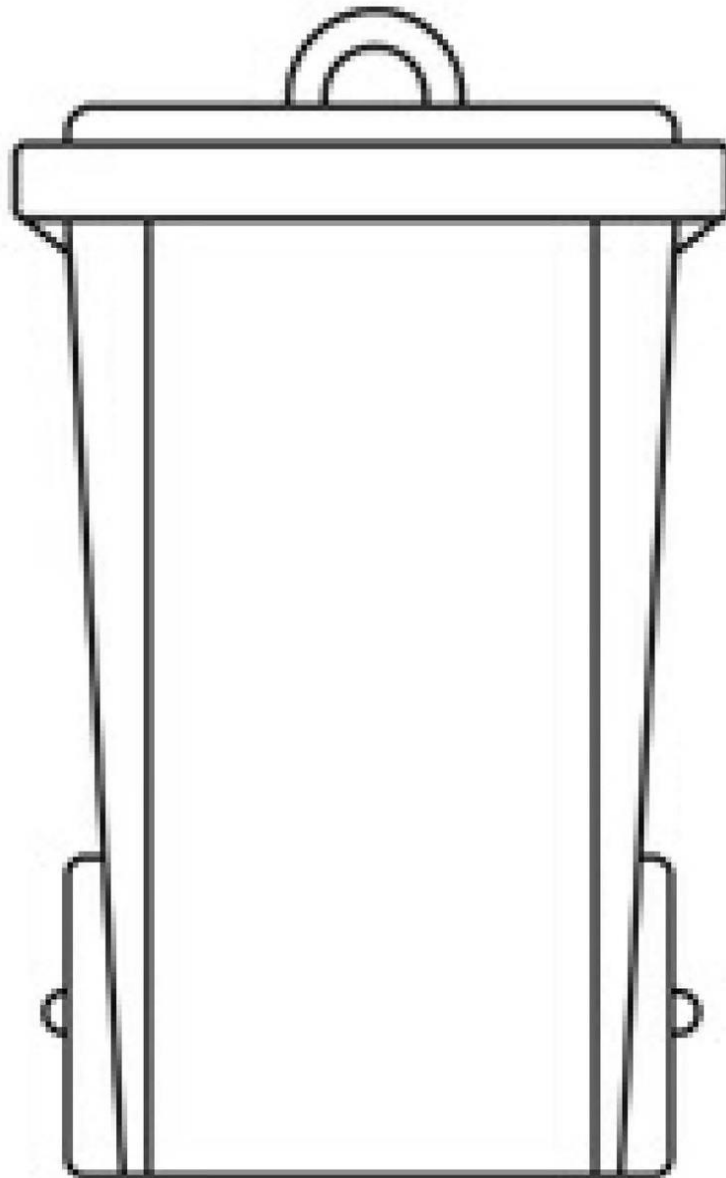
The products we **recycle**, like cans, newspapers, glass and cardboard, **are** used to make new products.





COLOUR YOUR BIN

PRINT OFF AND COLOUR IN THIS BIN!



Share your picture with us  RecycleforWestBerkshire

 West Berkshire recycles

