





FS Newsletter

Friday 23rd February 2024

Communication and Language

Stories and books we have enjoyed this week!



Literacy

Our story this week was 'The Magic Porridge Pot'. It was lovely to see the children using some lovely adjectives to describe their setting e.g. the spooky castle or the evil house etc. The children extended the story by thinking about what the wizard might put in a new potion he is making. We at the of the week we wondered who the wizard might invite to his party.

In phonics we are consolidating our knowledge of the phase 3 sounds and tricky words.

At home you could try:

- Finding odd or even quantities e.g. pair soft toys up to see if you have an odd or even number etc. Can you explain why it is an odd or even number?
- Writing an invitation for the wizards party – who would it be to?
- Finding the U.K. on a map of the world or globe.
- Have a go at logging on to Purple Mash.

Notes for Parents

We have had a busy week and it has been fantastic to see the children settle back into school life quickly! Don't forget to check when it is your child's turn to 'Be the Teacher'. It is important that they are prepared so that they feel confident.

Have a great weekend!

The Foundation Team

Maths

This week we have been looking at odd and even numbers to 8. We paired up resources to see if there was an odd or even number of items. We went on to think about adding two numbers together to find the total.



Understanding the World

In PSED we thought about how we look after the special adults in our lives by noticing how they were feeling or helping them with a variety of things. The children have continued to show interest in different countries in the world and have enjoyed looking a map of the world. We found China on the map and compared it to the U.K. We noticed that our country is much smaller than China. We learnt that our country is an island and China is surrounded by other countries as well as the sea. On Wellie Wednesday some of the children were hunting for signs of Spring.

Expressive Arts and Design

This week we introduced the playdough making station and the children have had great fun using the ingredients to make their own playdough.

Please get your child to practise sounding out these words. If your child is struggling to read the words please sound it out for them, read the word to them and then get them to repeat it. E.g. j-a-zz then say sat. It is important that your child looks for any digraphs before sounding out the word.

tear
• •

gear
• •

year
• •

rear
• •

fair
• •

hair
• •

near
• •

tear
• •

beard
• • •

air
•

lair
• •

pair
• •

insure
• • • •

pure
• •

rocker
• • • •

ladder
• • • •

manure
• • • •

mature
• • • •

cure
• •

secure
• • • •

supper
• • • •

dinner
• • • •

hammer
• • • •

letter
• • • •

Be the Teacher

Date	Child	Date	Child
Friday 1 st March	Maisie	Friday 24 th May	Jasmine
Friday 8 th March	Lochlan	Friday 7 th June	Kane
Friday 15 th March	Ivy	Friday 14 th June	Maie
Friday 22 nd March	Louie	Friday 21 st June	Charly
Friday 19 th April	Salma	Friday 28 th June	Kayden
Friday 26 th April	Rex	Friday 5 th July	Olivia
Friday 3 rd May	Ossie	Friday 12 th July	Immy
Friday 10 th May	Harvey	Friday 19 ^h July	Maya
Friday 17 th May	Isla-Rose		

Start in the clouds- across, over and round to the runway.
Start in the clouds- back over and round, up, down and flick
Start in the clouds- down to the runway, up and over

ear



ear



Start in the clouds- back over and round, up, down and flick
Start in the clouds, down to the runway, flick, give it a dot
Start in the clouds- down to the runway, up and over

air



air



Start in the clouds- down to the runway, round, up, down to the runway, flick
Start in the clouds- down to the runway, up and over
Start in the clouds- across, over and round to the runway.

wre



wre



Start in the clouds- across, over and round to the runway.

Start in the clouds- down to the runway, up and over

er



er

