

FS Newsletter

Friday 3rd November 2023

Communication and Language

Stories and books we have enjoyed this week!



Literacy

This week our drawing club has been centred around the story The Three Billy Goats Gruff! We thought about the characters and the setting and then went on an adventure to extend the story. We had different animals crossing the bridge and wondered how we could cross the river if the bridge wasn't there!

We have now covered all the phase 2 sounds in phonics. Please keep practicing all the sounds to consolidate your child's understanding. Next week we will be recapping and focusing on blending and segmenting for reading and writing.

At home you could try:

- Rolling a dice and collecting that number of socks, toys, lego pieces etc then find one more or one less than your number.
- Creating your own firework picture.
- Reading the words attached and spotting sounds when out and about.
- Continue to practice getting dressed, putting on coats and doing the zip up.

Notes for Parents

We hope you had a great half term, it was lovely to welcome the children back.

Please may we remind you to order your child's hot school dinner at home. It wastes much learning time if we have to do it at school.

Don't forget that we have our second open morning on **Tuesday 21st November**. Please remember that you can only leave via the **Lower Way gate**.

Please check the 'Be the Teacher' time table to see when it is your child's slot.

Have a great weekend!

The Foundation Team

Maths

In maths this week we continued to look at the numbers 1, 2 and 3. We have been practising subitising (looking at a pictorial representation e.g dice dots and saying the number without counting). We have also been finding one more and one less within 3 and thinking about the composition of numbers to 3 (how they are made up e.g 1 and 1 make 2, 1 and 2 make 3 etc)



Understanding the World

In PSED the children have been thinking about what makes us special and we joined in with Harold's song 'I'm special, you're special.'

We have also been thinking about Autumn and the signs of Autumn. We wondered why leaves fell off the trees and why they changed colour. We also noticed how the weather is changing.

Finally we learnt about how Guy Fawkes and his friends plotted against the king and tried to blow up the Houses of Parliament.

Expressive Arts and Design

We have been learning some new painting techniques to create our own firework pictures.

We have had fun learning the poem 'Pointy Hat' and performing it!

Be the Teacher

Date	Child	Date	Child
Friday 10 th Nov	Maya	Friday 15 th March	Ivy
Friday 17 th Nov	Esme	Friday 22 nd March	Louie
Friday 24 th Nov	Oscar	Friday 19 th April	Salma
Friday 3 rd Dec	Wiktorija	Friday 26 th April	Rex
Friday 8 th Dec	Ariela	Friday 3 rd May	Ossie
Friday 15 th Dec	Joshua	Friday 10 th May	Harvey
Friday 12 th Jan	Orla	Friday 17 th May	Isla-Rose
Friday 19 th Jan	Zac	Friday 24 th May	Jasmine
Friday 26 th Jan	George	Friday 7 th June	Kane
Friday 2 nd Feb	Mia	Friday 14 th June	Maie
Friday 9 th Feb	Joey	Friday 21 st June	Charly
Friday 23 rd Feb	Luca	Friday 28 th June	Kayden
Friday 1 st March	Maisie	Friday 5 th July	Olivia
Friday 8 th March	Lochlan	Friday 12 th July	Immy

Encourage your child to sound out each word and then blend to read the word e.g a-t at, d-i-g dig
If your child struggles with this then model sounding out and blending and get them to repeat it back, sounding out first.

hat

Phase 2 flash words - Set 1- 4 sounds

hack

Phase 2 flash words - Set 1- 4 sounds

lot

Phase 2 flash words - Set 1- 4 sounds

bell

Phase 2 flash words - Set 1- 4 sounds

back

Phase 2 flash words - Set 1- 4 sounds

bed

Phase 2 flash words - Set 1- 4 sounds

boss

Phase 2 flash words - Set 1- 4 sounds

fusspot

Phase 2 flash words - Set 1- 4 sounds

fan

Phase 2 flash words - Set 1- 4 sounds

off

Phase 2 flash words - Set 1- 4 sounds

hut

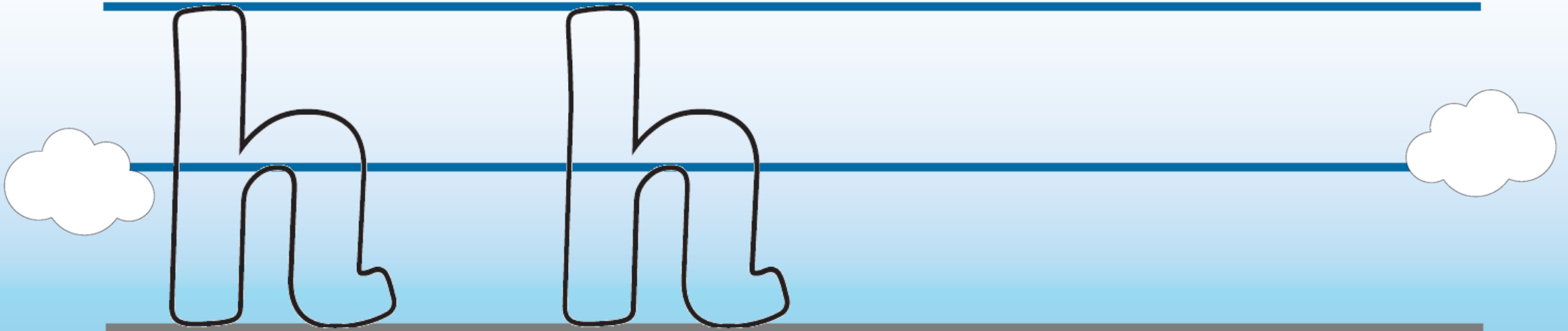
Phase 2 flash words - Set 1- 4 sounds

leg

Phase 2 flash words - Set 1- 4 sounds

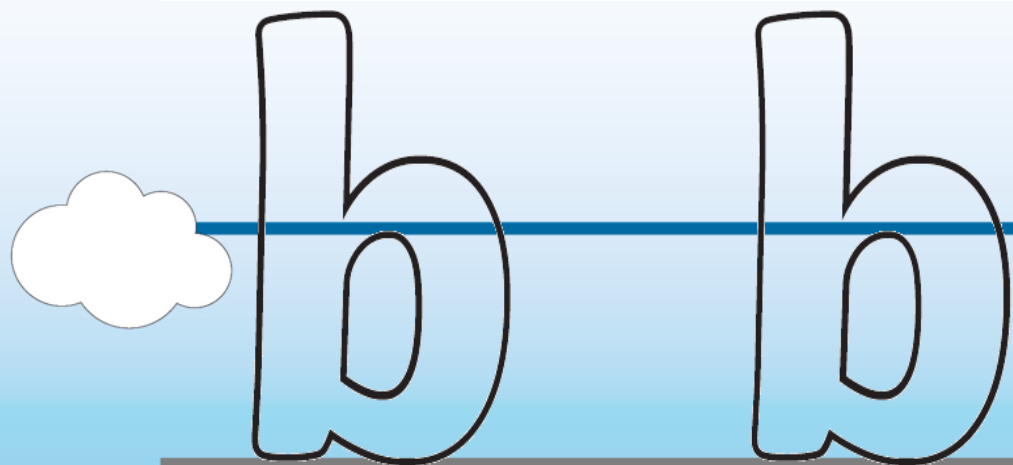
Lower case h formation patter - start in the sky- straight down to the runway, up to the middle, over and flick

h




Start in the sky- straight down to the runway, up to the middle, round to the bottom

b



Start in the clouds- over the top, straight down, below the runway, curl it round, lift your pencil to the clouds and fly across

f



Start in the sky- straight down to the runway and give it a curl

