





# FS Newsletter

Friday 10th November 2023

## Communication and Language

Stories and books we have enjoyed this week!



## Literacy

This week we followed the Diwali story of Rama and Sita. We had great fun acting it out and role-played using masks. We drew our favourite character and talked about whether they were brave, kind, courageous, mean etc.

We also used shared writing to write a list of things you would need to celebrate Diwali and some children went on to make their own Diwali cards.

## At home you could try:

- Spotting shapes around your home or when you are out and about. Ask your child how they know it is a particular shape.
- Retelling the story of Rama and Sita <https://www.bbc.co.uk/cbeebies/stories/lets-celebrate-diwaliperformance>
- Reading the words attached and spotting sounds when out and about.
- Continue to practice getting dressed, putting on coats and doing the zip up.

## Notes for Parents

The children have been excited this week to hear about our Christmas play and we have begun to learn some of the songs. Our Christmas play is on the **5<sup>th</sup> and 7<sup>th</sup> of December**.

**Friday 17<sup>th</sup> November** is Wear it Gold Day as well as our school disco! Finally don't forget that we have our second open morning on **Tuesday 21<sup>st</sup> November**. Please remember that you can only leave via the **Lower Way gate**.

Please check the 'Be the Teacher' time table to see when it is your child's slot.

**Have a great weekend!**

**The Foundation Team**

## Maths

In maths we have been looking at circles and triangles. We know that circles have one curved side and triangles have three straight sides and three corners. We realised that triangles might look very different from each other. On Wellie Wednesday the children created their own 'nearly triangles' using natural materials.



## Understanding the World

We have been talking about our similarities and differences between ourselves, how we look and the things we like. We thought that it was good that everyone has differences!

We have also been looking at Diwali, the festival of light and how people celebrate it.

## Expressive Arts and Design

We moulded our own Diva lamps from clay and then decorated them with paint.

We have also enjoyed learning some Bollywood dance moves!

We used the powder paints to create our own paint. We also explored what colours we could make with red, blue, yellow and white. We looked at shape pictures by the artist Kandinsky and some children painted in his style.

# Be the Teacher

Date	Child	Date	Child
Friday 17 <sup>th</sup> Nov	Esme	Friday 22 <sup>nd</sup> March	Louie
Friday 24 <sup>th</sup> Nov	Oscar	Friday 19 <sup>th</sup> April	Salma
Friday 3 <sup>rd</sup> Dec	Wiktorija	Friday 26 <sup>th</sup> April	Rex
Friday 8 <sup>th</sup> Dec	Ariela	Friday 3 <sup>rd</sup> May	Ossie
Friday 15 <sup>th</sup> Dec	Joshua	Friday 10 <sup>th</sup> May	Harvey
Friday 12 <sup>th</sup> Jan	Orla	Friday 17 <sup>th</sup> May	Isla-Rose
Friday 19 <sup>th</sup> Jan	Zac	Friday 24 <sup>th</sup> May	Jasmine
Friday 26 <sup>th</sup> Jan	George	Friday 7 <sup>th</sup> June	Kane
Friday 2 <sup>nd</sup> Feb	Mia	Friday 14 <sup>th</sup> June	Maie
Friday 9 <sup>th</sup> Feb	Joey	Friday 21 <sup>st</sup> June	Charly
Friday 23 <sup>rd</sup> Feb	Luca	Friday 28 <sup>th</sup> June	Kayden
Friday 1 <sup>st</sup> March	Maisie	Friday 5 <sup>th</sup> July	Olivia
Friday 8 <sup>th</sup> March	Lochlan	Friday 12 <sup>th</sup> July	Immy
Friday 15 <sup>th</sup> March	Ivy		

Please get your child to practise sounding out these words. If your child is struggling to read the words please sound it out for them, read the word to them and then get them to repeat it. E.g. s-a-t then say sat. It is important that your child sounds the word out before saying the word.

can

• • •

sock

• • •

run

• • •

tell

• • •

bad

• • •

cot

• • •

dock

• • •

rim

• • •

had

• • •

beg

• • •

cap

• • •

dull

• • •

less

• • •

hut

• • •

off

• •

kid

• • •

neck

• • •

rag

• • •

but

• • •

puff

• • •