


FS Newsletter

Friday 8th December 2023

Dear Parents and Carers,

The children have worked incredible hard this week polishing their performance on stage. We are so very proud of them and hope you are too! Thank you for all your support and for their fantastic outfits! They were so excited to show them off at the beginning of the week. Thank you also for your generosity and we look forward to hatching eggs at some point in the Spring term.



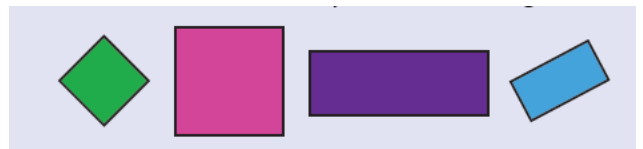
The children put their phonics skills into practice this week by writing about their part in the play and talking about what they liked the most. It has been lovely to see the progress they have made since starting school.

In phonics we have been recapping the phase 3 sounds we have learnt so far. The children now need to look for the digraphs in words before trying to read it. You may have noticed that we have put small phase 3 sound cards, a set with pictures and a set without, in their reading wallets. Next week we will be learning four new sounds and recapping all the tricky words we have covered so far. Please see attached sheet.

Wishing you all a Merry Christmas and a Happy New Year!

The Foundation Stage team

In Maths we have continued to look at number bonds for numbers up to 5. The children used their knowledge to say how many envelopes were in the sack after a delivery of letters to a selected number of houses. Later we started to look at shapes with 4 sides i.e squares and rectangles.



Towards the end of the week we found out about Hanukkah, the Jewish festival of light. The adults were super impressed with the children's recall of knowledge.



This will be the final newsletter of the year. We will be collecting all library books in on Tuesday. Also on Tuesday we will be enjoying a Christmas lunch followed by our Christmas party. We are looking forward to going to the church on Monday 18th December and joining the rest of the school for a church service.

At home you could try

EYFS:

- Spotting squares and rectangles when out and about, saying how you know.
- Practising writing your name, forming the letters correctly and the sounds we have learnt so far. You could make your Christmas list by writing the sounds you can hear in words.
- Continue to practice putting on and zipping up coats.

I the

to into

no go

he she we

me be my

zap

Phase 3 flash words - Set 2

Zak

Phase 3 flash words - Set 2

buzz

Phase 3 flash words - Set 2

fizz

Phase 3 flash words - Set 2

quack

Phase 3 flash words - Set 2

quit

Phase 3 flash words - Set 2

chick

Phase 3 flash words - Set 2

chin

Phase 3 flash words - Set 2

ship


Phase 3 flash words - Set 2

shut

Phase 3 flash words - Set 2

Start in the sky- down to the runway and round, pencil off and across. Start in the sky- straight down to the runway, up to the middle, over and flick

th



Start in the clouds- down to the runway, up, over, down and flick. Start in the clouds- over the top and round, up, down, below the runway and curl it round

ng



A large blue rectangular area contains a handwriting practice grid. The grid consists of three horizontal lines: a top blue line, a middle blue line, and a bottom grey line. The letters 'ng' are written in a light blue, outlined font in the center of the grid. Two white clouds are positioned on either side of the letters. The background of the blue area is a gradient from light blue at the top to a darker blue at the bottom.

Start in the clouds- back over and round, up, down and flick. Start in the clouds- down to the runway, flick, give it a dot

ai



ai



Start in the middle of the clouds and runway- across, over and round to the runway.
Start in the middle of the clouds and runway- across, over and round to the runway.

ee



A large blue gradient area containing three horizontal lines for handwriting practice. The top line is dark blue, the middle line is medium blue, and the bottom line is light blue. Two white clouds are positioned on the middle line, one on the left and one on the right. The letters 'ee' are written in a large, outlined, rounded font between the middle and bottom lines.