





# FS Newsletter

Friday 8<sup>th</sup> March 2024

## Communication and Language

Stories and books we have enjoyed this week!



## Literacy

Our story this week was 'The Ugly Duckling'. We drew the duckling and the setting and then we wrote about how the duckling felt when he saw his reflection in the water.

The children also enjoyed writing about how the owl babies felt at different points in the story on World Book Day.

In phonics we are continuing our consolidation of phase three sounds and words.

## At home you could try:

- Spotting the numbers 9 and 10 when out and about, identifying if a number is greater or fewer than 9 or 10 explaining why.
- Talk about or create a representation of the life-cycle of a duck.
- Write a sentence or words about the ducklings e.g. The duckling is fluffy etc.
- Have a go at reading the words attached.

## Notes for Parents

We were all very excited about the arrival of some eggs at school this week. It was fantastic to see how curious the children were and how keen they were to see them hatch. Thank you for this magical moment, we couldn't have done it without your support.

On Tuesday 12<sup>th</sup> March it is our Oceans Protector Day, don't forget to send your child to school wearing blue. On Friday we are having our Fun Run for comic relief. Please send your child to school in their P.E. kit and red jumper as normal. If they would like to dress up for the fun run then please send clothes into school.

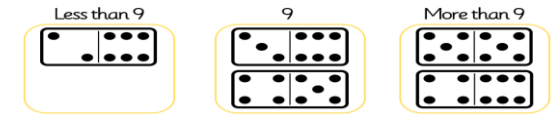
Don't forget to check when it is your child's 'Be the Teacher'.

**Have a great weekend!**

**The Foundation Team**

## Maths

In maths this week we have begun looking at the numbers 9 and 10. We compared numbers within 10, saying whether they were fewer or greater than 9. We went on a hunt to find representations of these numbers and also created our own representations.



## Understanding the World

This week we have been scientists and making observations as to which objects/materials are reflective and those that are not reflective. We noticed that it was easier to see a reflection in shiny smooth surfaces.

We have also been learning about the life cycle of a duck and how to look after our ducklings. We were super excited to have them out on the carpet to observe them. Some children have started egg diaries, noting the changes each day.

## Expressive Arts and Design

The children had fun acting out the Ugly Duckling story. On World Book Day they painted their own owls by printing with a pom pom in a peg. The children have continued to create with clay and junk materials and it has been brilliant to see the details they are now adding.

Please get your child to practise sounding out these words. Ask your child to identify any digraphs or trigraphs. Then sound out the first part of the word e.g chick, and blend it then sound out the second part e.g en then put the two parts together to read chicken.

**feeling**

**bedroom**

**carpet**

**longer**

**helpdesk**

**children**

**jacket**

**visit**

**woodland**

**sandpit**

**helper**

**handstand**

# Be the Teacher

Date	Child	Date	Child
Friday 15 <sup>th</sup> March	Ivy	Friday 7 <sup>th</sup> June	Kane
Friday 22 <sup>nd</sup> March	Louie	Friday 14 <sup>th</sup> June	Maie
Friday 19 <sup>th</sup> April	Salma	Friday 21 <sup>st</sup> June	Charly
Friday 26 <sup>th</sup> April	Rex	Friday 28 <sup>th</sup> June	Kayden
Friday 3 <sup>rd</sup> May	Ossie	Friday 5 <sup>th</sup> July	Olivia
Friday 10 <sup>th</sup> May	Harvey	Friday 12 <sup>th</sup> July	Immy
Friday 17 <sup>th</sup> May	Isla-Rose	Friday 19 <sup>h</sup> July	Maya
Friday 24 <sup>th</sup> May	Jasmine		