





FS Newsletter

Friday 1st March 2024

Communication and Language

Stories and books we have enjoyed this week!



Literacy

Our story this week was 'Where The Wild Things Are'. Most children chose to draw a Wild Thing and where it lived. I was really impressed with their drawings, particularly after reflecting back on their starting points. The children then continued the adventure whereby Max returned to the island but he couldn't use the boat so he had to find a different way. Once he had reached the island he found lots of mini monsters, we described what they looked like.

In phonics this week we have been reading polysyllabic words such as bedroom, tonight etc. We counted the number of beats in each of the words.

At home you could try:

- Measuring the length of a room using footsteps or the height of an object using lego blocks etc.
- Write a word, caption or sentence to describe your monster or other imaginary character.
- Talk about, draw or paint the water cycle - can you remember the vocabulary evaporation and precipitation?

Notes for Parents

We have had another amazing week! Next week we have World Book Day on Thursday 7th March and don't forget the cake sale after school on the 8th March.

Just a reminder that children should not be playing with equipment e.g. crates on the fake grass area before or after school.


Don't forget to check when it is your child's 'Be the Teacher'

Have a great weekend!

The Foundation Team

Maths

This week we have been looking at length and height and comparing them by using non-standard units to measure them. The children used cubes to find out the height of different objects and their footsteps to measure the length of things.



Understanding the World

In PSED we have been looking at how we can help our friends and recognise how they are feeling.

After having such wet weather last week we have been thinking about where rain comes from. We went on to use a variety of media and materials to create our own water cycles.

We have continued to think about floating and sinking and testing hypothesis such as heavy things sink and light things float.

Expressive Arts and Design

This week we revisited the clay and some of us created our own wild thing's face. After rolling out the clay we pressed out a circle and then used slip and a hatching technique to join on features such as eyes, nose, teeth etc.

Please get your child to practise sounding out these words. Ask your child to identify any digraphs or trigraphs. Then sound out the first part of the word e.g chick, and blend it then sound out the second part e.g en then put the two parts together to read chicken.

chicken

forget

wicked

liquid

morning

wagging

zigzag

tonight

boatman

rooftop

market

farmyard

Be the Teacher

Date	Child	Date	Child
Friday 8 th March	Lochlan	Friday 24 th May	Jasmine
Friday 15 th March	Ivy	Friday 7 th June	Kane
Friday 22 nd March	Louie	Friday 14 th June	Maie
Friday 19 th April	Salma	Friday 21 st June	Charly
Friday 26 th April	Rex	Friday 28 th June	Kayden
Friday 3 rd May	Ossie	Friday 5 th July	Olivia
Friday 10 th May	Harvey	Friday 12 th July	Immy
Friday 17 th May	Isla-Rose	Friday 19 ^h July	Maya