



FS Newsletter

Friday 24th November 2023

Communication and Language

Stories and books we have enjoyed this week!



Literacy

This week our drawing club has been centred around the story 'The Way Back Home'. We put actions to vocabulary, drew the character and the setting and next week we will be taking the story on an adventure.

We have now started phase 3 and have been learning the sounds j, v, w, x and y. Please see the handwriting sheets attached.

At home you could try:

- Finding one more or one less e.g one more sock etc or acting out number rhymes e.g 5 current buns, saying what one less is each time.
- Finding out some facts about Space.
- Practicing play lines and songs

Notes for Parents

Thank you for supporting us in our open morning and we hope you enjoyed it.

Newbury Weekly News will be running their Christmas in our Schools feature and will be taking a photo of the children dressed up in their nativity costumes on **Monday 4th December**. Please let a member of the team know if you **do not** want your child to appear in this photo.

Don't forget that costumes need to be in school by **Friday 1st December**.

Thank you for your continued support.

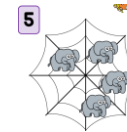
Please check the 'Be the Teacher' time table to see when it is your child's slot.

Have a great weekend!

The Foundation Team

Maths

In maths we have been finding one more and one less within 5. We noticed that one more was like counting on in ones and one less related to counting backwards. We finished the week by playing a game where we had to say how many were in a bucket after adding or taking away an object.



Understanding the World

In PSED this week we have been taking about our home and discussing what things are the same about them and what things are different.

As the children have been interested in Space stations we have started a mini topic on Space, which we will continue next week.

Expressive Arts and Design

This week the children were excited to practise our performance in the hall on the big stage! They are doing an amazing job, so please keep up the hard work at home. The children took part in the mosaic workshop, adding pieces to the chosen design.

Be the Teacher

Date	Child	Date	Child
Friday 3 rd Dec	Wiktorina	Friday 19 th April	Salma
Friday 8 th Dec	Ariela	Friday 26 th April	Rex
Friday 15 th Dec	Joshua	Friday 3 rd May	Ossie
Friday 12 th Jan	Orla	Friday 10 th May	Harvey
Friday 19 th Jan	Zac	Friday 17 th May	Isla-Rose
Friday 26 th Jan	George	Friday 24 th May	Jasmine
Friday 2 nd Feb	Mia	Friday 7 th June	Kane
Friday 9 th Feb	Joey	Friday 14 th June	Maie
Friday 23 rd Feb	Luca	Friday 21 st June	Charly
Friday 1 st March	Maisie	Friday 28 th June	Kayden
Friday 8 th March	Lochlan	Friday 5 th July	Olivia
Friday 15 th March	Ivy	Friday 12 th July	Immy
Friday 22 nd March	Louie	Friday 19 th July	Maya

Please get your child to practise sounding out these words. If your child is struggling to read the words please sound it out for them, read the word to them and then get them to repeat it. E.g. s-a-t then say sat. It is important that your child sounds the word out before saying the word.

carrot



sunset



bucket



beckon



rocket



laptop



rabbit



pocket



ticket



fusspot



huff




cuff




Start in the clouds- straight down, below the runway, curl it round, give it a dot in the cloud.

j




Start in the clouds- down to the runway, up to the clouds.

V




Start in the clouds- down to the runway, up to the clouds.


W



W W




Start in the clouds- across to the runway, lift the pencil off, back to the clouds and across to the runway.



Start in the clouds- down to the runway, round, up to the clouds, down below the runway, give it a curl.

y



y y

