




# FS Newsletter

Friday 1st December 2023

## Communication and Language

Stories and books we have enjoyed this week!



## Literacy

We continued our story from last week, inventing ways to get to a far off planet and then later thinking about what might happen once we were there. Ideas ranged from having strange foods to eat, sleepovers and house parties!

In phonics we have continued with learning another set of phase 3 sounds. These are z, zz, qu, ch and sh. From this point on all the sounds are either digraphs (2 letters 1 sound) and trigraphs (3 letters 1 sound).

## At home you could try:

- Finding different ways of making 4 and 5, e.g. how many different arrangements of 4 pencils or 5 socks can you make?
- Spotting our new phase 3 sounds in books and practising reading the words attached.
- Continue practising songs and lines from our nativity play

## Notes for Parents

We all enjoyed the pantomime today!

As the weather is getting colder please provide your child with a named hat and gloves.

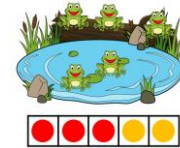
Newbury Weekly News will be running their Christmas in our Schools feature and will be taking a photo of the children dressed up in their nativity costumes on **Monday 4<sup>th</sup> December**. Please let a member of the team know if you **do not** want your child to appear in this photo.

**Have a great weekend!**

**The Foundation Team**

## Maths

In maths this week we have been looking the composition of 4 and 5. We have been finding different pairs of numbers to make 4 and 5 e.g. 1 and 3, 2 and 2: 2 and 3, 1 and 4 etc.



## Understanding the World

This week we have continued our Space topic and found out who was the first person on the moon and other famous astronauts. We also learnt about other planets in our solar system Towards the end of the week we thought about at Advent and what it meant. The children have been excited to open our class advent calendar, spotting the correct number. We have also been talking about what we could do to be a kind and caring friend.

## Expressive Arts and Design

This week we made a class advent calendar. We drew around our hands and cut them out to create a Christmas tree. Then we made our own paper baubles, using lots of glitter!! We have also continued to practise our play and are looking forward to the performances.



Please get your child to practise sounding out these words. If your child is struggling to read the words please sound it out for them, read the word to them and then get them to repeat it. E.g. s-a-t then say sat. It is important that your child sounds the word out before saying the word.

jam

• • •

Jill

• • •

van

• • •

vat

• • •

will

• • •

win

• • •

jet

• • •

jog

• • •

vet

• • •

Vic

• • •

wag

• • •

web

• • •

mix

• • •

fix

• • •

yap

• • •

yet

• • •

box

• • •

tax

• • •

yes

• • •

yell

• • •

# Be the Teacher

Date	Child	Date	Child
Friday 8 <sup>th</sup> Dec	Ariela	Friday 26 <sup>th</sup> April	Rex
Friday 15 <sup>th</sup> Dec	Joshua	Friday 3 <sup>rd</sup> May	Ossie
Friday 12 <sup>th</sup> Jan	Orla	Friday 10 <sup>th</sup> May	Harvey
Friday 19 <sup>th</sup> Jan	Zac	Friday 17 <sup>th</sup> May	Isla-Rose
Friday 26 <sup>th</sup> Jan	George	Friday 24 <sup>th</sup> May	Jasmine
Friday 2 <sup>nd</sup> Feb	Mia	Friday 7 <sup>th</sup> June	Kane
Friday 9 <sup>th</sup> Feb	Joey	Friday 14 <sup>th</sup> June	Maie
Friday 23 <sup>rd</sup> Feb	Luca	Friday 21 <sup>st</sup> June	Charly
Friday 1 <sup>st</sup> March	Maisie	Friday 28 <sup>th</sup> June	Kayden
Friday 8 <sup>th</sup> March	Lochlan	Friday 5 <sup>th</sup> July	Olivia
Friday 15 <sup>th</sup> March	Ivy	Friday 12 <sup>th</sup> July	Immy
Friday 22 <sup>nd</sup> March	Louie	Friday 19 <sup>th</sup> July	Maya
Friday 19 <sup>th</sup> April	Salma		


Start in the clouds- straight across, down to the runway, straight along the runway.

Z



Z

Z



Start in the clouds- over the top and round, up to the clouds, down below the runway and flick.  
Start in the clouds- down to the runway, round, up, down to the runway, flick.

qu



qu



Lower case ch formation patter - Start in the clouds- over the top and round.  
Start in the sky- straight down to the runway, up to the middle, over and flick

# ch



Lower case sh formation patter – Start in the clouds – back over and round and around the other way.  
Start in the sky- straight down to the runway, up to the middle, over and flick

sh

